


**DSK-P Diffuser for supply air**

Wall-mounted diffuser for supply air. Product is designed for use in residential houses and other premises where air flows are low and air distribution is from the wall.

DSK-P 100 and DSK-P 125 diffusers fulfill Finnish building code E7:2004 and Ministry of Environment type approval regulations (2008) for smoke throttling element, when installed on the wall or on the end of a horizontal duct.

**Features:**

- Low noise level
- Draftless air supply
- Easy installation
- Removable front plate

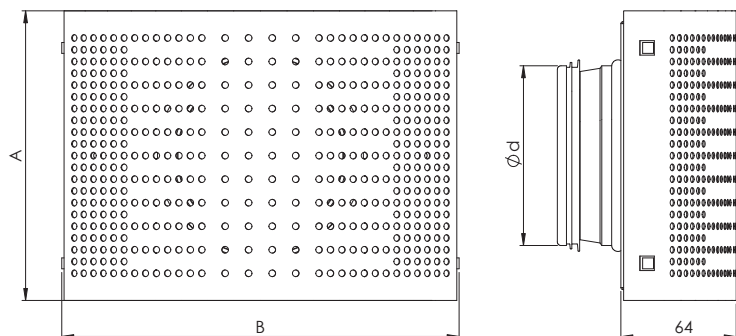


Suitable for houses, offices and other rooms with low air quantities with supply air on the wall.

**Structure and dimensions**

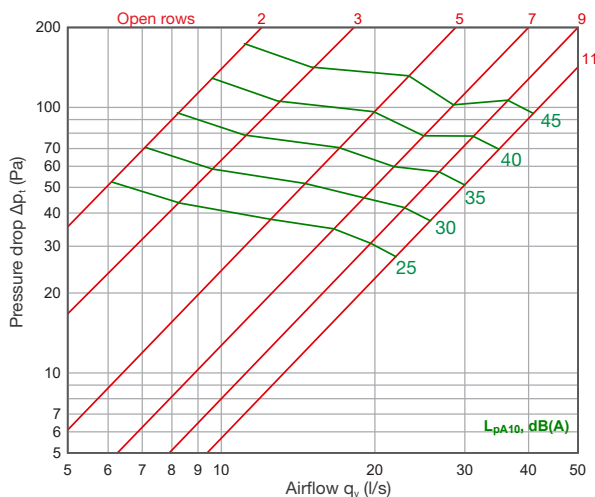
DSK-diffuser be composed of two parts: the main body and the front panel. Both details are manufactured of galvanized steel and coated white (RAL 9003). Duct connection is equipped with circular rubber gasket.

Product	B	A	Weight,
Ød	mm	mm	kg
DSK-P 100	217	160	0,7
DSK-P2 100	217	160	0,7
DSK-P 125	217	160	0,7
DSK 160	350	235	1,4
DSK 200	400	275	1,7

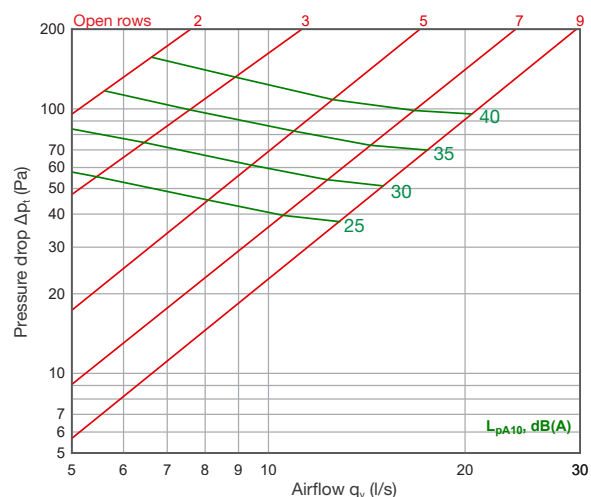


**Technical data**

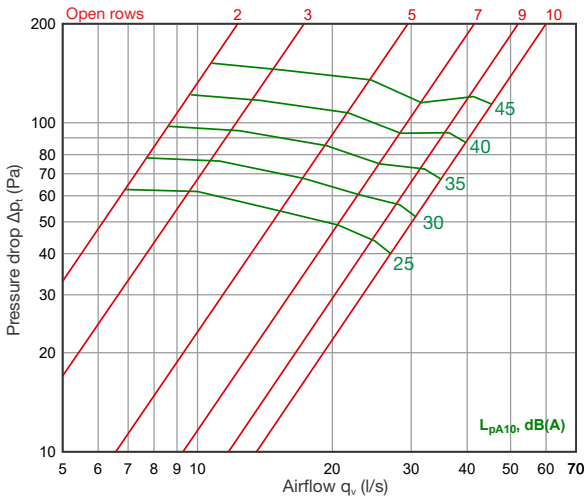
**DSK-P 100**



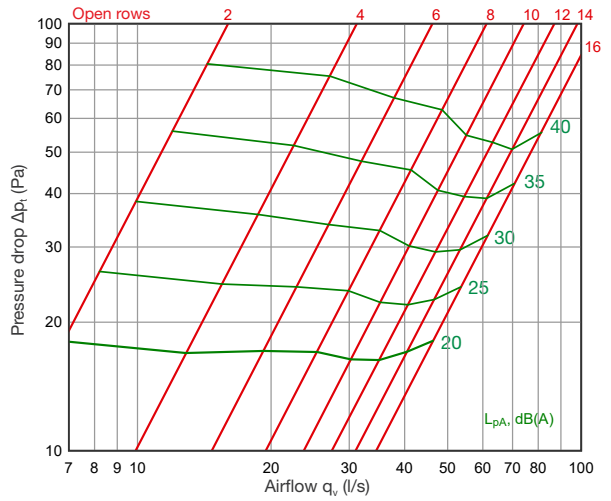
**DSK-P2 100**



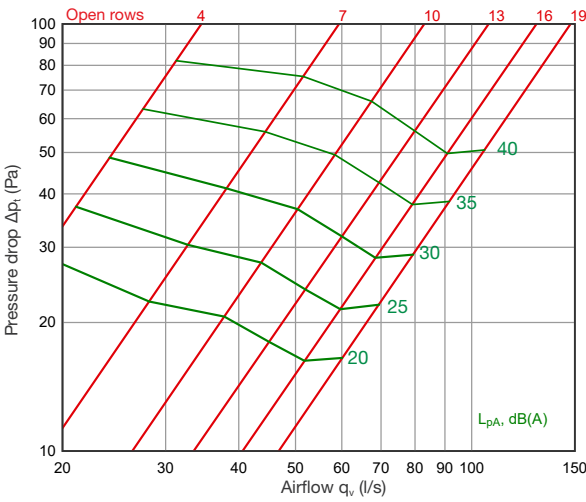
**DSK 125**



**DSK 160**

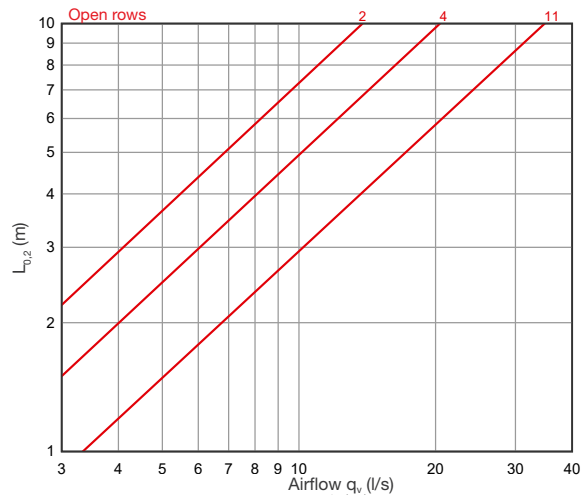


**DSK 200**

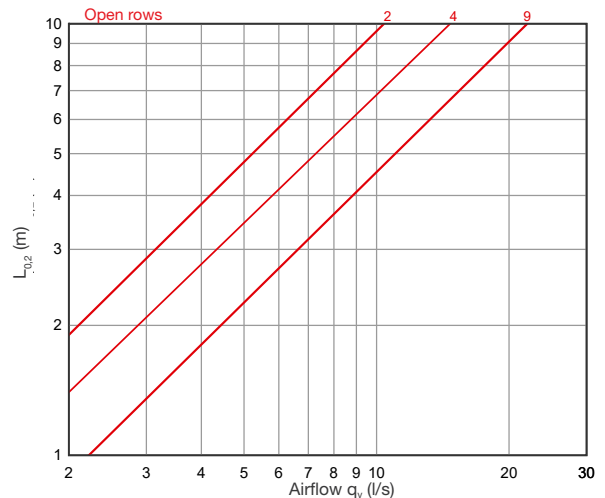


**Throw**

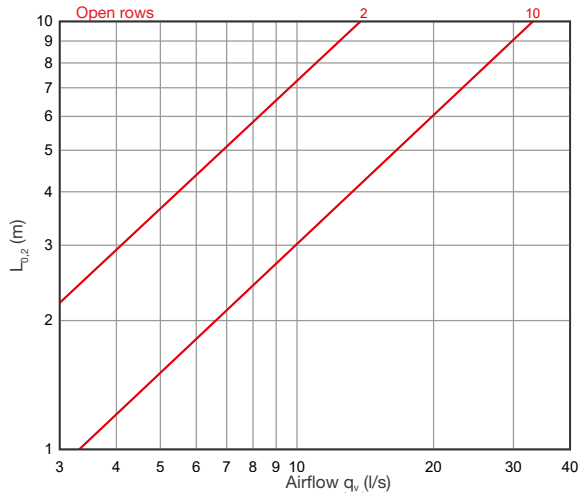
**DSK-P 100**



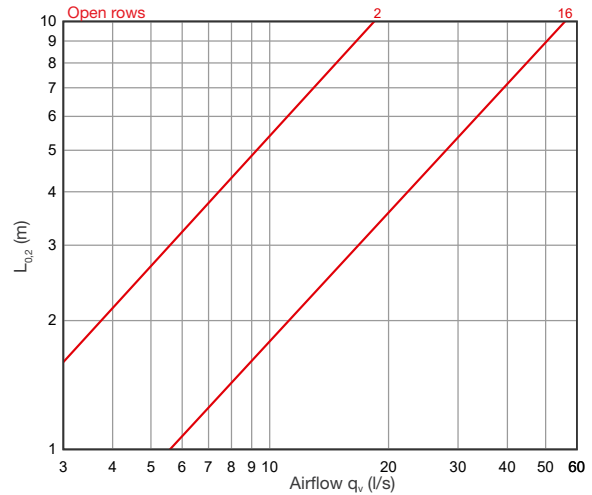
**DSK-P2 100**



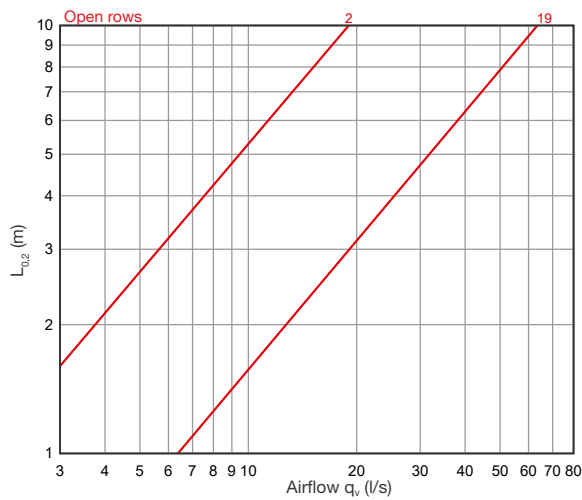
DSK-P 125



DSK 160



DSK 200



Acoustic data

DSK-P 100, mean octave sound power level:  $L_{w\text{okt}} = L_{pA} + K$

Adjustment	Correction for octave band $K_{\text{okt}}$ (dB)							
	Hz							
	63	125	250	500	1k	2k	4k	8k
11	1	-2	-2	0	0	-3	-15	-19
9	-2	0	-1	1	0	-4	-14	-18
7	-2	-2	-1	1	0	-3	-14	-18
5	-1	0	0	0	0	-2	-11	-18
3	-3	-2	0	0	-1	-1	-9	-17
2	-1	-3	-5	-5	-1	-1	-5	-14

Adjustment	Sound attenuation (dB)							
	Mean frequency of octave band (Hz)							
	63	125	250	500	1k	2k	4k	8k
11	22	17	10	5	1	2	2	4
7	22	17	10	4	2	4	4	6
3	22	17	9	4	7	8	7	9

DSK-P2 100,  $L_{w\text{okt}} = L_{pA} + K$

Adjustment	Correction for octave band $K_{\text{okt}}$ (dB)							
	Hz							
	63	125	250	500	1k	2k	4k	8k
9	-3	-2	-3	0	0	-4	-14	-17
7	-2	-1	-1	0	0	-4	-14	-18
5	0	1	0	1	1	-3	-12	-17
3	-1	0	-2	0	0	-1	-10	-17
2	-2	-4	-4	-6	-2	0	-6	-15

Adjustment	Sound attenuation (dB)							
	Mean frequency of octave band (Hz)							
	63	125	250	500	1k	2k	4k	8k
7	22	17	10	4	2	4	4	6
3	22	17	9	4	7	8	7	9

**DSK-P 125, mean octave sound power level:  $L_{w_{okt}}=L_{pA}+K$**

Adjustment	Correction for octave band $K_{okt}$ (dB)							
	Hz							
	63	125	250	500	1k	2k	4k	8k
10	2	-1	-2	0	-1	-2	-12	-18
9	3	-2	-2	-1	-1	-1	-11	-18
7	2	-1	-3	-2	-2	0	-10	-18
5	2	-1	-2	-2	-2	0	-9	-17
3	-2	-3	-7	-5	-3	0	-7	-16
2	-2	-5	-8	-5	-3	0	-7	-16

Adjustment	Sound attenuation (dB)							
	Mean frequency of octave band (Hz)							
	63	125	250	500	1k	2k	4k	8k
10	19	14	8	4	0	1	2	4
7	19	14	8	4	1	3	5	6
3	20	15	9	5	6	7	8	10

**DSK 160, mean octave sound power level:  $L_{w_{okt}}=L_{pA}+K$**

Adjustment	Correction for octave band $K_{okt}$ (dB)							
	Hz							
	63	125	250	500	1k	2k	4k	8k
16	-11	-8	-8	-6	-3	-7	-17	-27
14	-13	-8	-8	-6	-3	-7	-17	-26
12	-13	-8	-7	-6	-2	-7	-17	-26
10	-13	-8	-8	-5	-3	-8	-16	-24
8	-12	-6	-8	-6	-3	-7	-16	-23
6	-16	-9	-9	-6	-3	-7	-15	-23
4	-16	-11	-10	-8	-3	-6	-14	-22
2	-18	-16	-15	-9	-2	-7	-12	-21

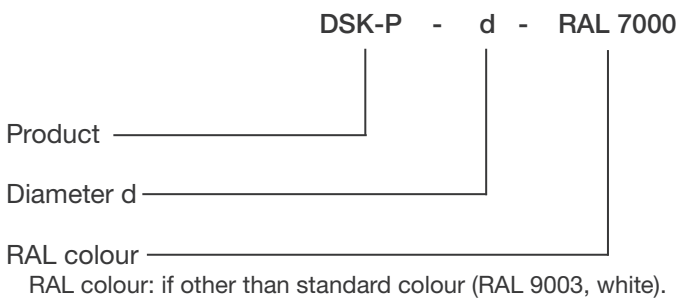
Adjustment	Sound attenuation (dB)							
	Mean frequency of octave band (Hz)							
	63	125	250	500	1k	2k	4k	8k
16	18	12	6	3	1	1	2	3
8	18	12	6	3	5	4	4	6
2	19	14	8	7	9	7	9	11

**DSK 200, mean octave sound power level:  $L_{w_{okt}}=L_{pA}+K$**

Adjustment	Correction for octave band $K_{okt}$ (dB)							
	Hz							
	63	125	250	500	1k	2k	4k	8k
19	-9	-6	-7	-5	-3	-8	-18	-28
16	-10	-6	-8	-5	-2	-8	-18	-27
13	-9	-6	-7	-5	-3	-7	-17	-26
10	-10	-5	-7	-6	-3	-6	-15	-25
7	-11	-5	-7	-6	-4	-6	-14	-22
4	-12	-9	-10	-8	-5	-5	-11	-21

Adjustment	Sound attenuation (dB)							
	Mean frequency of octave band (Hz)							
	63	125	250	500	1k	2k	4k	8k
19	15	9	6	2	0	1	1	3
10	15	9	6	3	3	3	3	5
4	15	9	7	6	5	5	7	9

**Product codes**



**Example: DSK-P 125**

**Other materials:**

H - acid-proof steel (standards EVS-EN 10088-2:2014, EN 1.4436 or AISI 316)

**Installation**

Installed directly to duct and fixed to wall with screws or with rivets to duct. Front plate simply pressed in tight against the body.

**Measurement and regulation of air flow**

Measurement of air flow as pressure differential measured through a hole in the front plate.

Regulation by closing or opening nozzles.

**K-factor**

**A - position, opened rows**

A	11	9	7	5	3	2
DSK-P 100	5,34	4,32	3,12	2,15	1,30	0,87

A	9	7	5	3	2
DSK-P2 100	2,16	1,56	1,08	0,65	0,49

A	10	9	7	5	3	2
DSK-P 125	4,68	3,95	3,08	2,16	1,30	0,89

A	16	14	12	10	8	6	4	2
DSK 160	13,58	11,59	9,85	8,13	6,54	4,76	3,17	1,59

A	19	16	13	10	7	4
DSK 200	17,47	14,95	11,72	8,92	6,09	3,47

