

**RPSL/RPVL Floor grille**

- Grilles for supply and exhaust air for floor or window-sill
- Vertical or 15° angled fixed blades
- Removable grille for easy access for cleaning
- Can be installed in a string



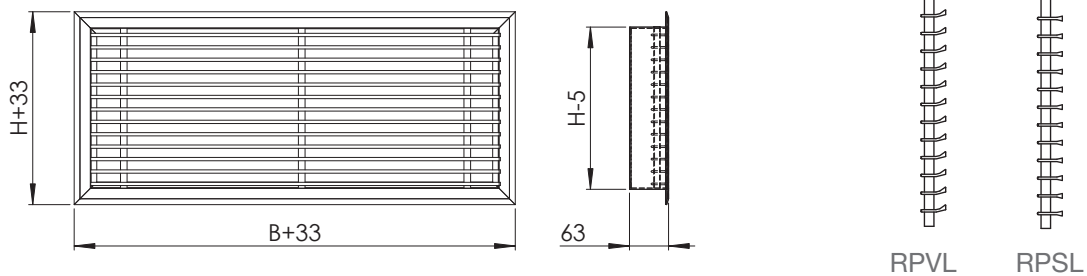
**Structure and dimensions**

Manufactured of aluminum profile. Bars are horizontal or 15° angled. Good torsional stiffness because of welded frame and back supports.

Standard colour white (RAL 9003). Other RAL colours available.

Mounting frame manufactured of galvanized steel.

Length freely choosable. For lengths greater than 1500 mm, grilles are manufactured in modules and installed in string.

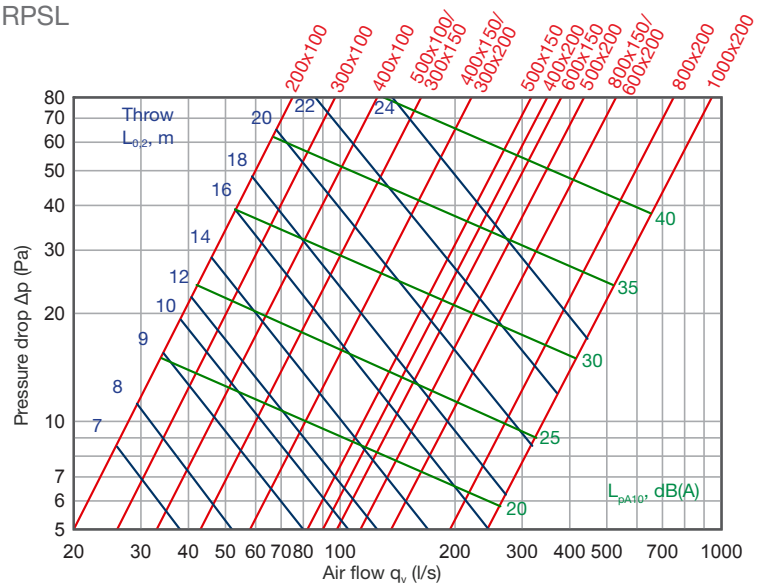


**Technical data**

**Supply air**

Recommended minimum temperature  
 $\Delta t = -5^\circ\text{C}$

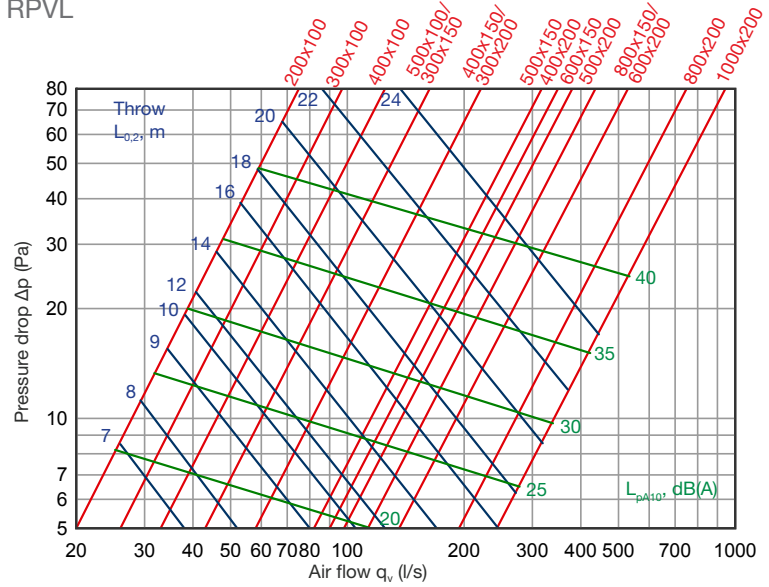
RPSL



**Exhaust air**

Add: noise level 5 dB(A),  
pressure loss 1,2x.

RPVL



**Product codes**

RPSL	B x H	RAL 9003
Product	Width x Height	RAL colour

Types:

RPSL – grille for supply and exhaust air

RPVL – floor grille for supply and exhaust air 15° angled

RAL colour: if other than standard colour (RAL 9003, white).

**Example: RPSL 500x150**

Accessories:

SKRM - plenum box

10

**NORDgrille | RPSL/RPVL**

**Installation and maintenance**

Installation to floor or window-sill with mounting frame or plenum box. Grille is attached to rectangular duct with mounting frame. Remove grille first from frame. Then install the frame into floor with screws, and finally attach the grille to the frame. .

Cleaning: Remove grille from frame carefully, with a screwdriver if needed. Clean parts with a damp cloth. Replace grille.

N.B. RPSL and RPVL are not suitable for wall or ceiling installation.

