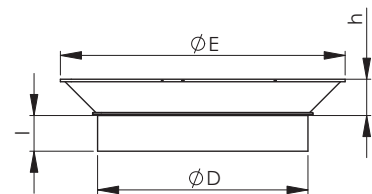



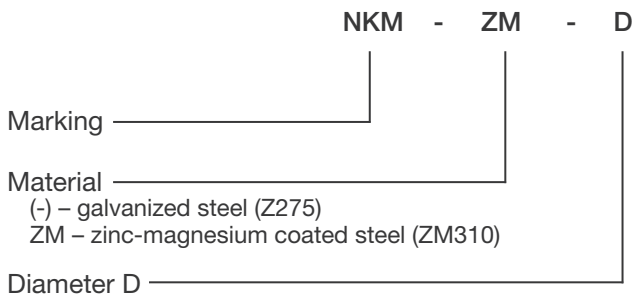
NKM Air intake with mesh for fitting

Air intake equipped with a mesh is used at the end of the air intake and extraction conduits.

Nominal size D	l, mm	h, mm	E, mm	Weight, kg
100	39	60	190	0,32
125	39	60	215	0,45
160	39	60	250	0,6
200	39	60	295	0,75
250	58	60	340	0,9
315	58	60	405	1,3
400	55	75	495	1,6
500	70	75	615	2,2
630	70	90	770	3,3
800	103	90	945	4,9
1000	103	105	1170	7,3



Product code



Example: NKM 315