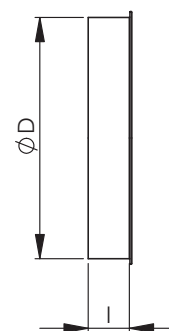



NGM Air intake with mesh for fitting

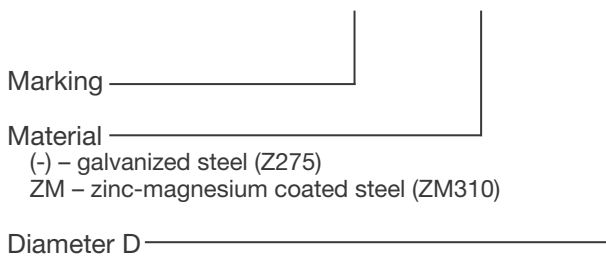
Take-off equipped with a mesh is used at the end of the air supply and exhaust duct.

Nominal size d	l, mm	Weight, kg
100	39	0,1
125	39	0,13
160	39	0,17
200	39	0,25
250	58	0,4
315	58	0,5
400	55	0,8
500	70	1,1
630	70	1,4
800	103	2,4
1000	103	3,7



Product code

NGM - ZM - D



Example: NGM 315