

DSS Supply air valve

DSS is a supply air valve for offices and living spaces. Valves can be installed in the ceiling or wall. DSS supply air valve is available in sizes Ø100-160.



MagiCAD

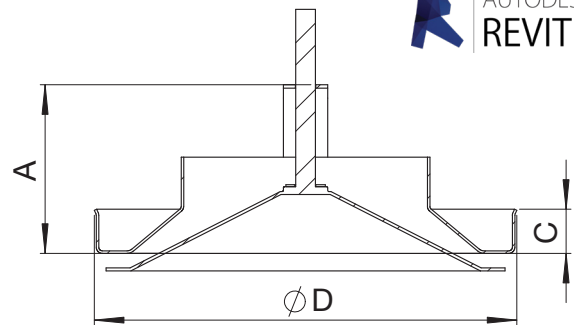
AUTODESK REVIT

Structure and dimensions

Manufactured of galvanized steel and coated white (RAL 9003).

The valve has a foam seal and a threaded spindle for easy regulation and locking of the desired airflow.

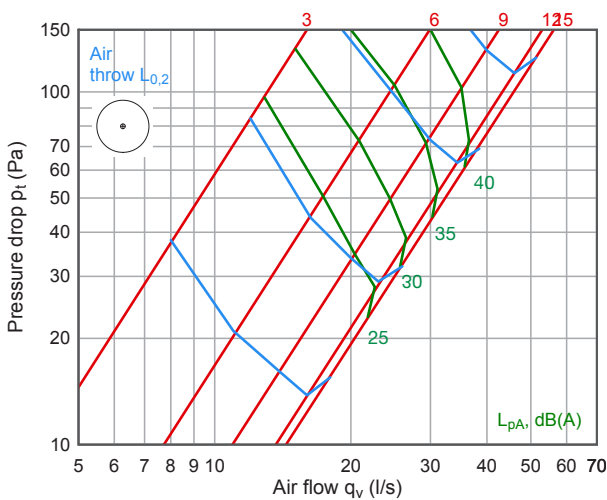
Comes with a sector plate for choosing the desired diffusion pattern.



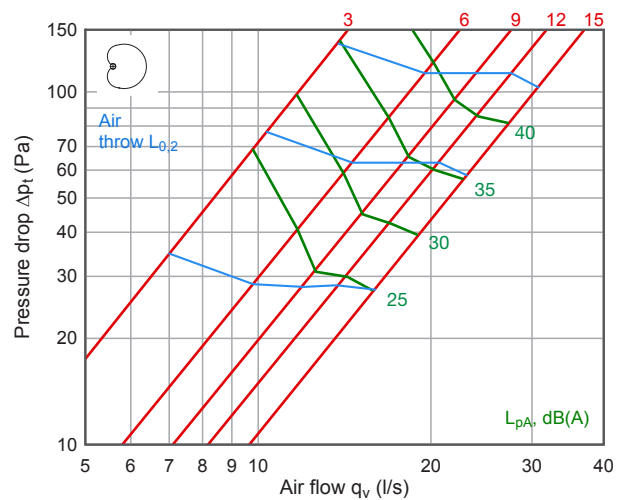
Size	ØD	A	C	Weight (kg)
100	134	70	19	0,3
125	169	80	19	0,4
160	209	80	19	0,6

Technical data

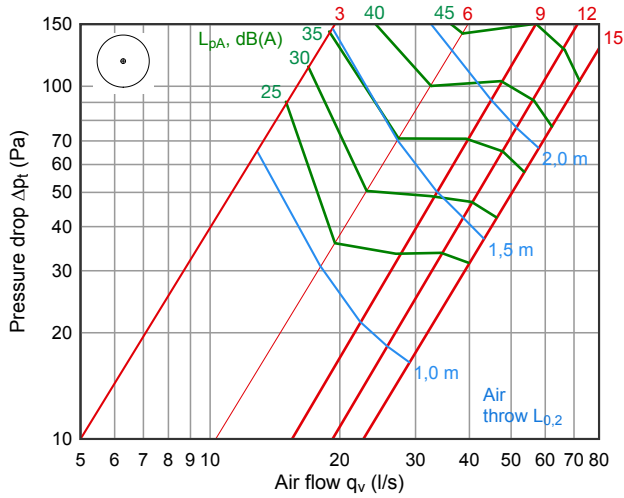
DSS 100



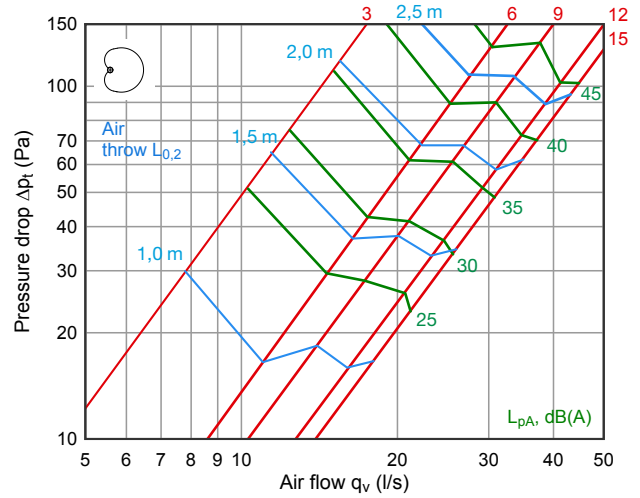
DSS 100 with sector plate



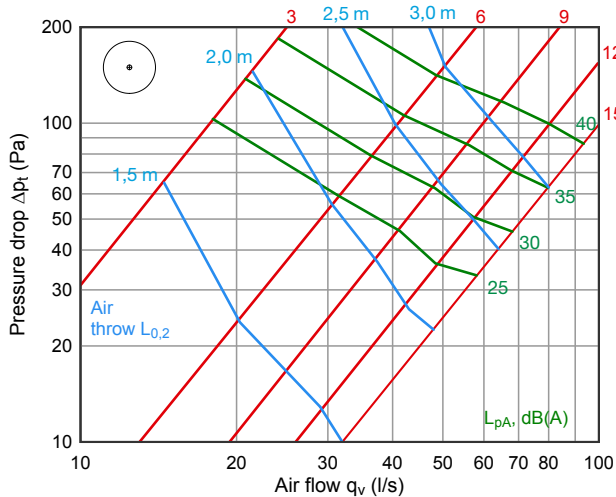
DSS 125



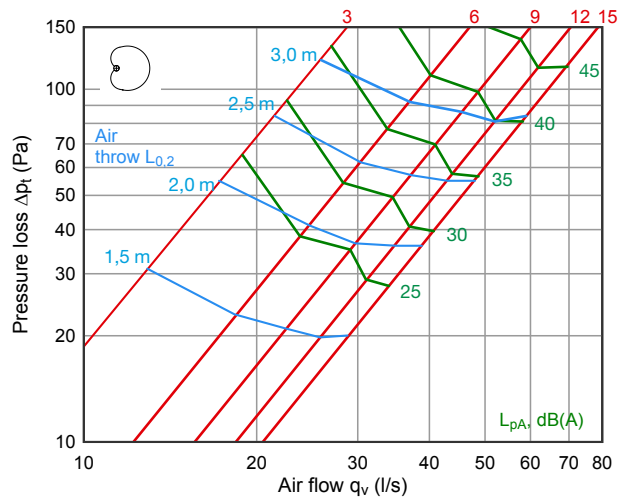
DSS 125 with sector plate



DSS 160



DSS 160 with sector plate



Acoustic data

DSS 100

Adjustment	Correction of sound level K_{okt} (dB)							
	(Hz)							
	63	125	250	500	1000	2000	4000	8000
s=3	-6	-6	-4	-5	-4	-6	-15	-20
s=6	-6	-1	2	-2	-6	-10	-16	-23
s=9	-5	1	5	-3	-8	-11	-16	-24
s=12	-3	4	5	-3	-8	-11	-16	-25
s=15	0	10	3	-4	-8	-11	-17	-25

DSS 100 with sector plate

Adjustment	Correction of sound level K_{okt} (dB)							
	(Hz)							
	63	125	250	500	1000	2000	4000	8000
s=3	-6	-5	-2	-4	-4	-8	-13	-20
s=6	-3	-1	2	-2	-6	-10	-14	-22
s=9	-4	0	2	-4	-7	-8	-10	-16
s=12	-2	2	3	-3	-6	-10	-15	-23
s=15	-2	3	3	-2	-6	-11	-16	-24

DSS 125

Adjustment	Correction of sound level K_{okt} (dB)							
	(Hz)							
	63	125	250	500	1000	2000	4000	8000
s=3	-5	-2	-4	-4	-3	-9	-20	-24
s=6	3	4	4	-1	-8	-19	-25	-25
s=9	4	5	5	-2	-9	-17	-22	-24
s=12	3	5	5	-4	-8	-12	-19	-26
s=15	5	7	3	-4	-8	-8	-16	-24

DSS 125 with sector plate

Adjustment	Correction of sound level K_{okt} (dB)							
	(Hz)							
	63	125	250	500	1000	2000	4000	8000
s=3	4	4	2	-3	-5	-11	-16	-23
s=6	6	6	3	-2	-7	-13	-16	-26
s=9	5	6	4	-3	-7	-13	-15	-22
s=12	5	4	2	-4	-7	-9	-10	-19
s=15	6	5	1	-3	-6	-8	-13	-22

DSS 160

Adjustment	Correction of sound level K_{okt} (dB)							
	(Hz)							
	63	125	250	500	1000	2000	4000	8000
s=3	-8	-6	-10	-9	-4	-6	-11	-19
s=6	-6	-3	-3	-3	-4	-9	-12	-20
s=9	-1	1	2	-1	-5	-12	-17	-25
s=12	1	3	3	-2	-7	-11	-15	-25
s=15	1	3	2	-3	-5	-9	-15	-25


DSS 160 with sector plate

Adjustment	Correction of sound level K_{okt} (dB)							
	(Hz)							
	63	125	250	500	1000	2000	4000	8000
s=3	1	-1	-2	-4	-3	-9	-12	-20
s=6	6	1	1	-2	-5	-10	-15	-21
s=9	4	0	1	-2	-5	-11	-17	-25
s=12	4	2	1	-3	-5	-9	-13	-21
s=15	4	1	0	-3	-5	-9	-13	-22

Sound attenuation, ΔL (dB)

Product	Adjustment	Sound attenuation in dB at octave bands, middle frequency (Hz)							
		63	125	250	500	1000	2000	4000	8000
DSS 100	s=3	24	17	14	13	13	16	9	8
	s=9	23	16	12	9	9	12	6	6
	s=15	21	16	12	8	7	10	5	6
DSS 100 with sector plate	s=3	24	18	14	13	12	11	8	9
	s=9	24	17	12	10	9	9	5	7
	s=15	23	16	12	9	7	7	5	7
DSS 125	s=3	17	17	13	13	15	16	9	9
	s=9	20	15	10	8	10	11	5	6
	s=15	21	15	9	7	8	9	3	6
DSS 125 with sector plate	s=3	19	18	14	13	15	15	11	11
	s=9	19	16	11	9	9	9	5	7
	s=15	21	16	10	8	8	8	4	7
DSS 160	s=3	17	17	13	14	17	14	9	9
	s=9	17	13	10	10	12	9	5	6
	s=15	18	12	9	8	10	7	4	6
DSS 160 with sector plate	s=3	19	17	13	14	16	13	10	10
	s=9	18	14	11	10	12	8	7	7
	s=15	19	13	9	9	10	6	5	7

Product codes



Example: DSS 200

Accessories



Product	Ød	ØD	Weight
RLT 100	98	125	0,12
RLT 125	124	150	0,15
RLT 160	159	185	0,18



Product	Ød	ØD	Weight
RLL 100	99	125	0,11
RLL 125	124	150	0,14
RLL 160	159	185	0,16

Installation

Saddle RLT or RLL is attached to duct or part with rivets. The valve is threaded into the frame until fixing springs lie stably on the threads.

Measurement and regulation of airflow

Measurement of airflow through pressure differential measured with a separate measuring device. Regulation by adjusting control a.

DSS 100					
a, mm	3	6	9	12	15
k-value	1,3	2,5	3,8	5,0	5,3

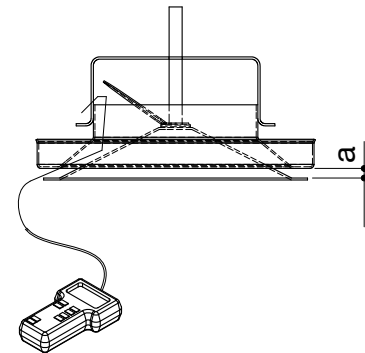
DSS 125					
a, mm	3	6	9	12	15
k-value	1,6	3,3	4,9	6,3	8,1

DSS 160					
a, mm	3	6	9	12	15
k-value	1,8	4,1	6,2	8,2	10,6

DSS 100 (with sector plate)					
a, mm	3	6	9	12	15
k-value	1,2	1,9	2,3	2,7	3,2

DSS 125 (with sector plate)					
a, mm	3	6	9	12	15
k-value	1,5	2,7	3,3	4,2	4,6

DSS 160 (with sector plate)					
a, mm	3	6	9	12	15
k-value	2,3	3,9	4,9	5,8	6,6



$$q_v = k \sqrt{\Delta p_m}$$

Maintenance

Remove the inner cone by turning counter-clockwise. Clean surfaces with damp cloth. Replace inner cone in its original position.