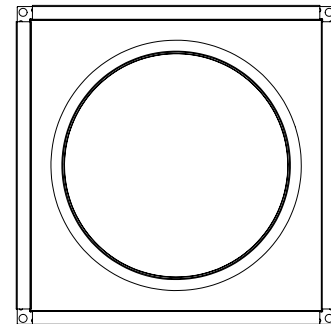
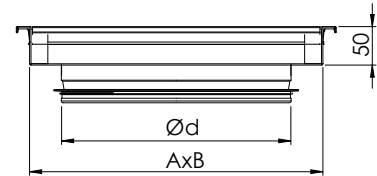


MKLU Rectangular Coupling for Round Duct

MKLU is a rectangular coupling for connecting a MKL roof transition with a round duct.

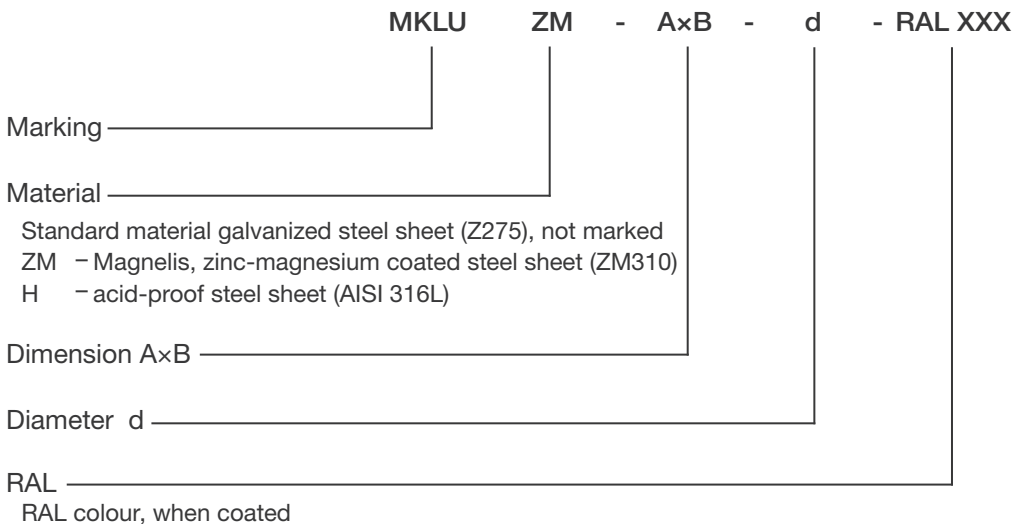
The coupling is equipped with an E20 profile for connection to the MKL roof transition.

The MKLU is manufactured of galvanized steel sheet (Z275) as standard and the round duct fitting is equipped with an EPDM seal.



Nominal size AxB/d (mm)	A (mm)	B (mm)	d (mm)	Weight (kg)
200x200/100	200	200	100	1,0
200x200/125	200	200	125	1,0
200x200/160	200	200	160	1,0
300x300/200	300	300	200	1,6
300x300/250	300	300	250	1,6
400x400/315	400	400	315	2,3
400x400/400	400	400	400	2,3
500x500/500	500	500	500	3,1
600x600/500	600	600	500	3,8
700x700/630	700	700	630	4,6
800x800/800	800	800	800	5,4
900x900/800	900	900	800	6,1
1000x1000/1000	1000	1000	1000	7,1
1100x1100/1000	1100	1100	1000	8,6
1200x1200/1000	1200	1200	1000	10,2
1300x1300/1250	1300	1300	1250	10,0
1400x1400/1250	1400	1400	1250	11,8
1500x1500/1250	1500	1500	1250	13,7
1600x1600/1250	1600	1600	1250	12,0

Product Marking



Example: MKLU 400x400-315