


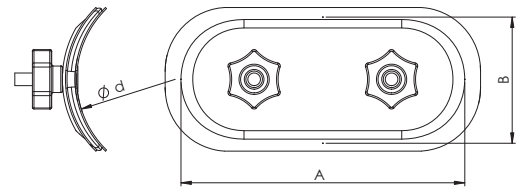
**TLC Maintenance Door for Round Duct**

Maintenance door with quick release for round duct.  
 The maximum operating temperature of the TLF is 110°C.  
 Maintenance doors meet requirements for tightness class C (EN 12237:2003).

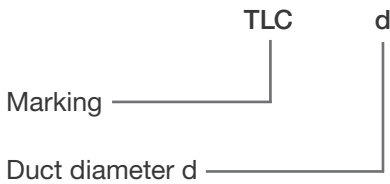


**Measurements**

| Nominal size Ø d (mm) | Opening size AxB (mm) | Material (mm) |
|-----------------------|-----------------------|---------------|
| 100-125               | 180x80                | 0,7           |
| 160                   | 250x150               | 0,7           |
| 200                   | 250x150               | 0,7           |
| 250                   | 250x150               | 0,7           |
| 315                   | 250x150               | 0,7           |
| 400                   | 300x200               | 0,7           |
| 500                   | 300x200               | 0,7           |
| 630                   | 400x300               | 0,7           |
| 800                   | 400x300               | 0,7           |
| 1000                  | 500x400               | 1,2           |
| 1250                  | 500x400               | 1,2           |



**Product Marking**



Example: TLC 315