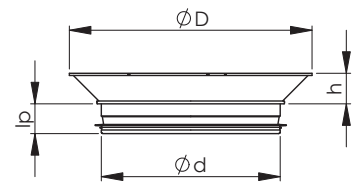




NK Air intake with mesh for duct

Air intake equipped with a mesh is used at the end of the air intake and extraction conduits.

Nominal size d	l _p (mm)	h (mm)	D (mm)	Weight (kg)
100	34	60	190	0,32
125	32	60	215	0,45
160	32	60	250	0,6
200	32	60	295	0,75
250	43	60	340	0,9
315	43	60	405	1,3
400	50	75	495	1,6
500	51	75	615	2,2
630	51	90	770	3,3
800	75	90	945	4,9
1000	89	105	1170	7,3
1250	89	105	1420	10,0



Product codes



Example: NK 315